

# 3M™ Pak 100 Wiremount Socket

.100" × .100" for .050" Pitch Cable (Optional Plastic or Metal Strain Relief) 3000 Series



- Industry standard IDC socket
- Optional plastic or low profile metal strain relief
- Positive locking metal “J” clips provide high cover retention
- Mates with 3M headers, plugs and pin strips for quick connect/disconnect capability
- Open or closed end covers available
- Accepts flat cable or discrete wire
- Military polarization, with or without centerbump

Date Modified: May 17, 2004

TS-0718-07  
Sheet 1 of 2

---

## Physical

### Insulation

Material: Glass Filled Polyester (PBT)  
Flammability: UL 94V-0  
Color: Gray

### Contact

Material: Copper Alloy

### Plating

Underplating and U-Slot: 100 μ" [ 2.54 μm ] Nickel — QQ-N-290, Class 2  
Wiping Area: 30 μ" [ 0.76 μm ] Gold — MIL-G-45204, Type II, Grade C  
Wire Accommodation: 26 & 28 AWG Solid or Stranded

**Marking:** 3M Logo, Part Identification Number and Orientation Triangle

---

## Electrical

**Current Rating:** 1 A  
**Insulation Resistance:**  $> 1 \times 10^9 \Omega$  at 500 Vdc  
**Withstanding Voltage:** 1000 Vrms at Sea Level

---

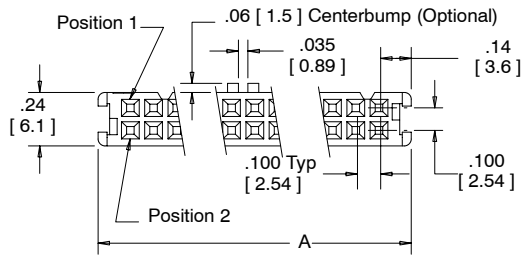
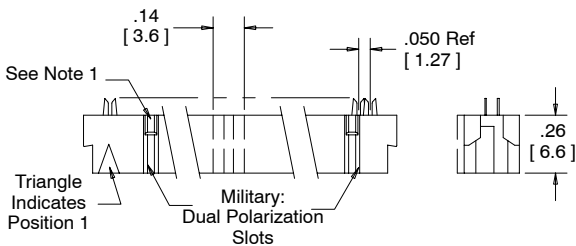
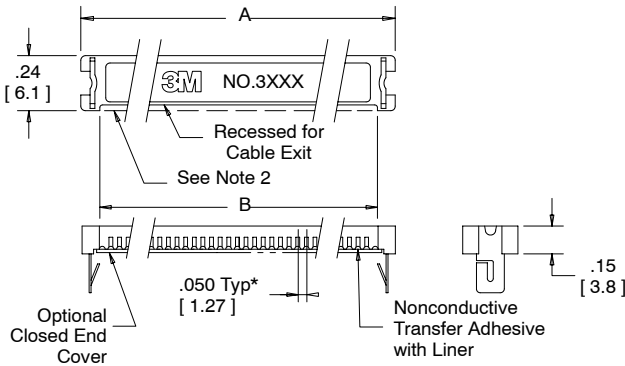
## Environmental

**Temperature Rating:** -55°C to +105°C

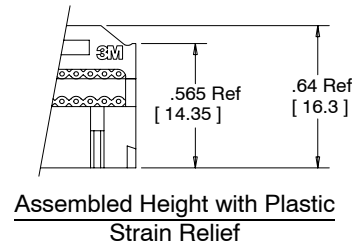
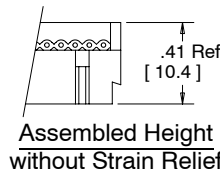
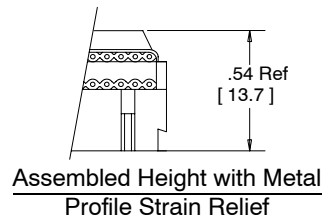
UL File No.: E68080

# 3M™ Pak 100 Wiremount Socket

.100" × .100" for .050" Pitch Cable (Optional Plastic or Metal Strain Relief) 3000 Series



Contact Quantity	Dimensions		
	Socket Series	A	B
10	3473	0.68 [ 17.3 ]	0.54 [ 13.7 ]
14	3385	0.88 [ 22.4 ]	0.74 [ 18.8 ]
16	3452	0.98 [ 24.9 ]	0.84 [ 21.3 ]
20	3421	1.18 [ 30.0 ]	1.04 [ 26.4 ]
24	3626	1.38 [ 35.1 ]	1.24 [ 31.5 ]
26	3399	1.48 [ 37.6 ]	1.34 [ 34.0 ]
30	3419	1.68 [ 42.7 ]	1.54 [ 39.1 ]
34	3414	1.88 [ 47.7 ]	1.74 [ 44.2 ]
36	9436	1.98 [ 50.3 ]	1.84 [ 46.7 ]
40	3417	2.18 [ 55.4 ]	2.04 [ 51.8 ]
44	9444	2.38 [ 60.5 ]	2.24 [ 56.9 ]
50	3425	2.68 [ 68.1 ]	2.54 [ 64.5 ]
60	3334	3.18 [ 80.8 ]	3.04 [ 77.2 ]



**Notes:**

1. This polarizing groove is non-existent on 3385 and 3473 Series.
2. The optional high cable-profile cover for cable thicker than .040 [ 1.02 ] (does not have cable exit recess).
3. The low profile strain relief can be used with the 4600 Series Plug and .1 x .1 Headers with ejector latches. The latches will only function as an ejector.
4. See TS-0721 for mating post pattern.

Tolerance Unless Noted			
	.0	.00	.000
Inch	±.1	±.01	±.005

[ ] Dimensions for Reference only

## Ordering Information

### Sockets XXXX-XXXX

Socket Series: See Table for 3M Part Number  
 Cover: 6 = Open End (For Daisy Chaining or Bussing)  
 7 = Closed End (For End Cable Termination)  
 8 = Open End for Higher Profile Cables (60 Pos Only)  
 9 = Closed End for Higher Profile Cables (60 Pos Only)

Polarization: 0 = Military (Dual Slot)  
 6 = Centerbump and Military

Strain Relief: 00 = No Strain Relief  
 XX = "Contact Quantity" for Plastic Strain Relief (i.e. 50 for a 50 Position Strain Relief)

Assembly tools: 3640 press (or equivalent), 3443-94 locator plate, 3442-9 platen.

### Strain Relief (Order Separately) 3448-X0XX

Type: \_\_\_\_\_ XX = "Contact Quantity"  
 2 = Low Profile (Metal)  
 3 = Plastic  
 See Table (i.e. 50 for a 50 Position Strain Relief)

See TS-0720

### Keying Plug (Order Separately) 3435-0

### Pull Tabs (Order Separately) 3490-X

TS-0718-07  
 Sheet 2 of 2

### **Important Notice**

All statements, technical information, and recommendations related to 3M's products are based on information believed to be reliable, but the accuracy or completeness is not guaranteed. Before using this product, you must evaluate it and determine if it is suitable for your intended application. You assume all risks and liability associated with such use. Any statements related to the product which are not contained in 3M's current publications, or any contrary statements contained on your purchase order shall have no force or effect unless expressly agreed upon, in writing, by an authorized officer of 3M.



### **Electronic Solutions Division**

6801 River Place Blvd.  
Austin, TX 78726-9000  
[www.3M.com/esd](http://www.3M.com/esd)

### **Warranty; Limited Remedy; Limited Liability.**

This product will be free from defects in material and manufacture for a period of 1 year from the date of purchase. **3M MAKES NO OTHER WARRANTIES INCLUDING, BUT NOT LIMITED TO, ANY IMPLIED WARRANTY OF MERCHANTABILITY OR FITNESS FOR A PARTICULAR PURPOSE.** If this product is defective within the warranty period stated above, your exclusive remedy shall be, at 3M's option, to replace or repair the 3M product or refund the purchase price of the 3M product. **Except where prohibited by law, 3M will not be liable for any loss or damage arising from this 3M product, whether direct, indirect, special, incidental or consequential regardless of the legal theory asserted.**