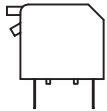
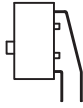
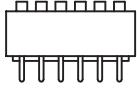


SPECIFICATIONS:

NON-SWITCHING RATING: 100mA, 50VDC.
 SWITCHING RATING: 25mA, 24VDC.
 CONTACT RESISTANCE: 50mΩ max. initial.
 ELECTRICAL LIFE: 2,000 operations.
 INSULATION RESISTANCE: 500VDC 1minute±1sec. 100MΩ min.
 DIELECTRIC STRENGTH: 500VAC for 1minute.
 OPERATING TEMPERATURE: -20°C to + 70°C
 SOLDERING TEMPERATURE: 260°C for 5±1sec.

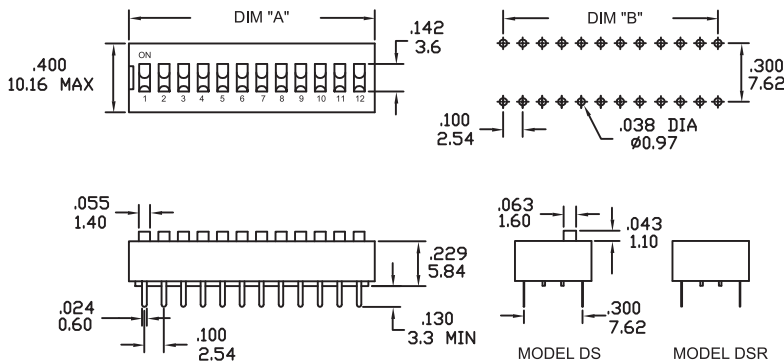



MATERIALS:

COVER: PBT, UL 94V-0, red standard.
 ACTUATOR: PBT, UL 94V-0, white standard.
 TERMINAL: Phosphor bronze, gold plated.
 CONTACT: Phosphor bronze, gold plated.
 BASE: PBT, UL 94V-0, black standard.
 TAPE: Blended silicone and rubber.

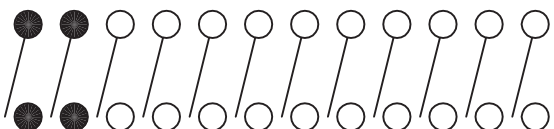
Specifications and Dimensions subject to change

DS(R)

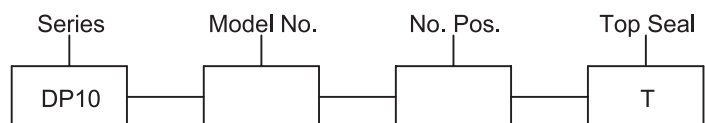


MODEL-POS. NO.	DIM "A"	DIM "B"
DS(R)-02	6.60(.260)	2.54(.100)
DS(R)-03	9.14(.360)	5.08(.200)
DS(R)-04	11.68(.460)	7.62(.300)
DS(R)-05	14.22(.560)	10.16(.400)
DS(R)-06	16.76(.660)	12.70(.500)
DS(R)-07	19.30(.760)	15.24(.600)
DS(R)-08	21.84(.860)	17.78(.700)
DS(R)-09	24.38(.960)	20.32(.800)
DS(R)-10	26.92(1.060)	22.86(.900)
DS(R)-12	32.00(1.260)	27.94(1.100)

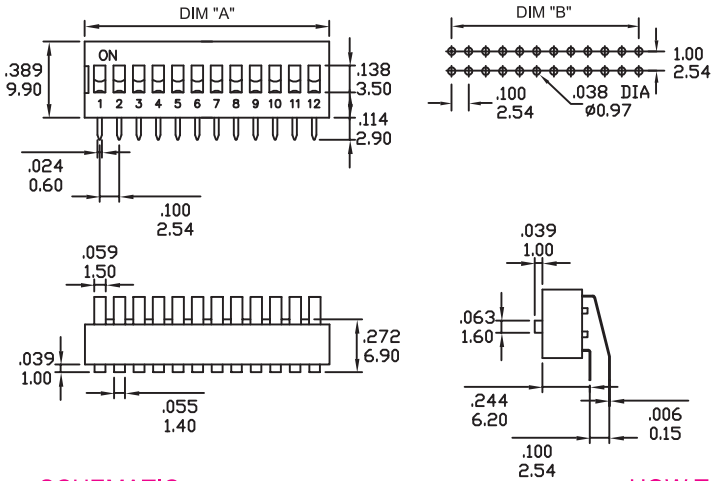

SCHEMATIC



HOW TO ORDER

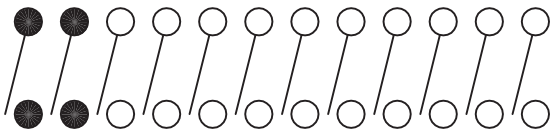


DA

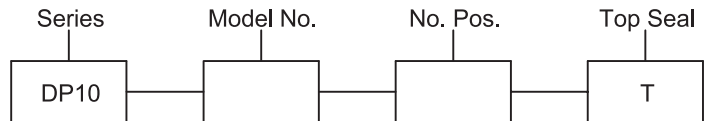


MODEL-POS. NO.	DIM "A"	DIM "B"
DA-02	6.44(.254)	2.54(.100)
DA-03	8.98(.354)	5.08(.200)
DA-04	11.52(.454)	7.62(.300)
DA-05	14.06(.554)	10.16(.400)
DA-06	16.60(.654)	12.70(.500)
DA-07	19.14(.754)	15.24(.600)
DA-08	21.66(.854)	17.78(.700)
DA-09	24.22(.954)	20.32(.800)
DA-10	26.76(1.054)	22.86(.900)
DA-12	31.84(1.254)	27.94(1.100)

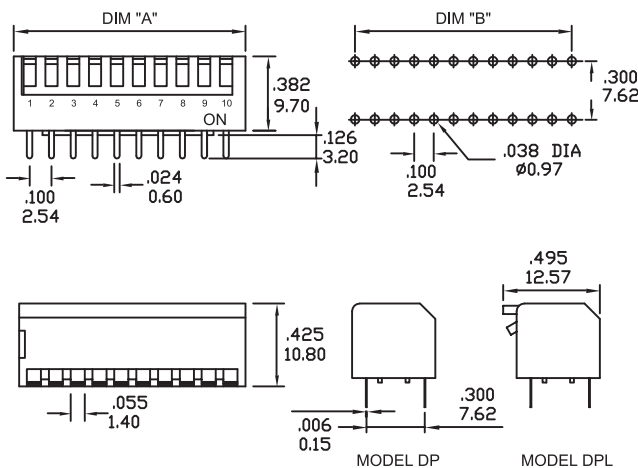

SCHEMATIC



HOW TO ORDER

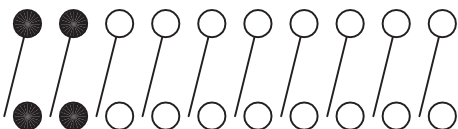


DP(L)

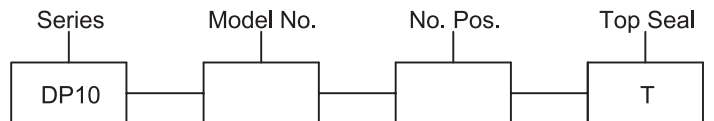


MODEL-POS. NO.	DIM "A"	DIM "B"
DP(L)-02	6.64(.261)	2.54(.100)
DP(L)-03	9.18(.361)	5.08(.200)
DP(L)-04	11.72(.461)	7.62(.300)
DP(L)-05	14.26(.561)	10.16(.400)
DP(L)-06	16.80(.661)	12.70(.500)
DP(L)-07	19.34(.761)	15.24(.600)
DP(L)-08	21.88(.861)	17.78(.700)
DP(L)-09	24.42(.961)	20.32(.800)
DP(L)-10	26.96(1.061)	22.86(.900)
DP(L)-12	32.04(1.261)	27.94(1.100)

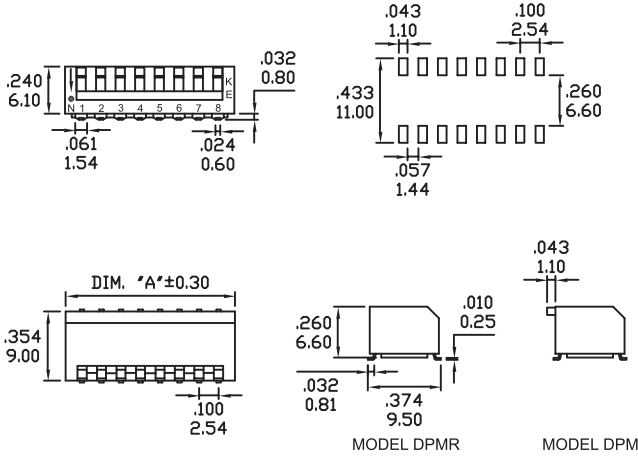
SCHEMATIC



HOW TO ORDER

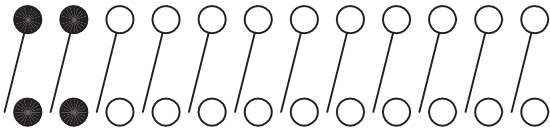


DPM(R)

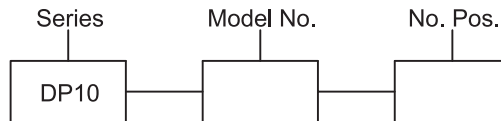


MODEL-POS. NO.	DIM "A"	DIM "B"
DPM(R)-02	6.48(.255)	2.54(.100)
DPM(R)-03	9.02(.355)	5.08(.200)
DPM(R)-04	11.56(.455)	7.62(.300)
DPM(R)-05	14.10(.555)	10.16(.400)
DPM(R)-06	16.64(.655)	12.70(.500)
DPM(R)-07	19.18(.755)	15.24(.600)
DPM(R)-08	21.72(.855)	17.78(.700)
DPM(R)-09	24.26(.955)	20.32(.800)
DPM(R)-10	26.80(1.055)	22.86(.900)
DPM(R)-12	31.88(1.255)	27.94(1.100)

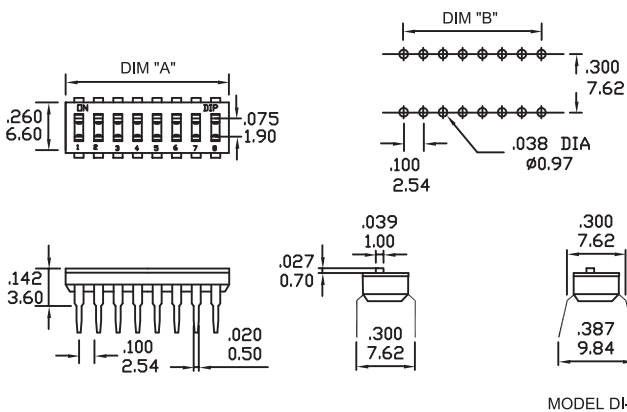

SCHEMATIC



HOW TO ORDER



DI(R)



MODEL-POS. NO.	DIM "A"	DIM "B"
DI(R)-01(H)(S)	3.48(.137)	NONE
DI(R)-02(H)(S)	6.02(.237)	2.54(.100)
DI(R)-03(H)(S)	8.56(.337)	5.08(.200)
DI(R)-04(H)(S)	11.10(.437)	7.62(.300)
DI(R)-05(H)(S)	13.64(.537)	10.16(.400)
DI(R)-06(H)(S)	16.18(.637)	12.70(.500)
DI(R)-07(H)(S)	18.72(.737)	15.24(.600)
DI(R)-08(H)(S)	21.26(.837)	17.78(.700)
DI(R)-09(H)(S)	23.80(.937)	20.32(.800)
DI(R)-10(H)(S)	26.34(1.037)	22.86(.900)
DI(R)-12(H)(S)	31.42(1.237)	27.94(1.100)

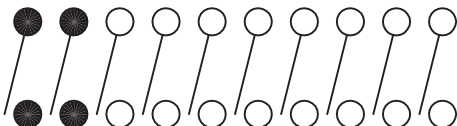


MODEL DIR-x-H

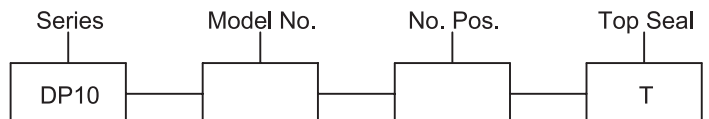


MODEL DIR-x-S

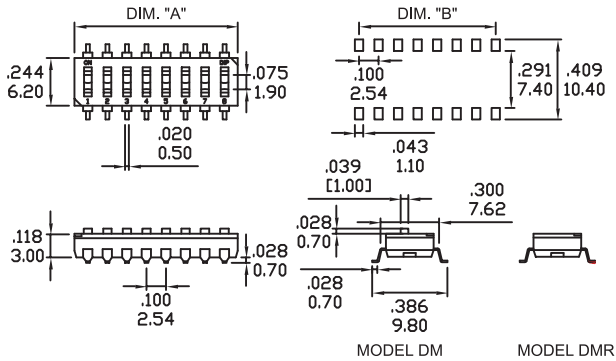
SCHEMATIC



HOW TO ORDER

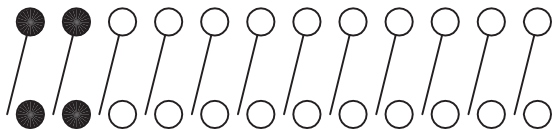


DM(R)

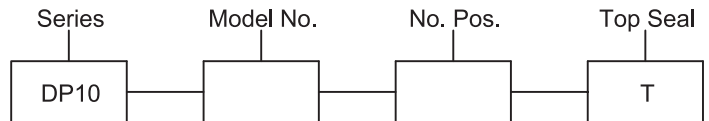


MODEL-POS. NO.	DIM "A"	DIM "B"
DM(R)-01	3.48(.137)	NONE
DM(R)-02	6.02(.237)	2.54(.100)
DM(R)-03	8.56(.337)	5.08(.200)
DM(R)-04	11.10(.437)	7.62(.300)
DM(R)-05	13.64(.537)	10.16(.400)
DM(R)-06	16.18(.637)	12.70(.500)
DM(R)-07	18.72(.737)	15.24(.600)
DM(R)-08	21.26(.837)	17.78(.700)
DM(R)-09	23.80(.937)	20.32(.800)
DM(R)-10	26.34(1.037)	22.86(.900)
DM(R)-12	31.42(1.237)	27.94(1.100)

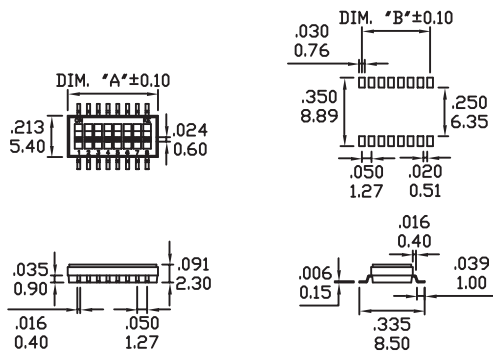
SCHEMATIC



HOW TO ORDER

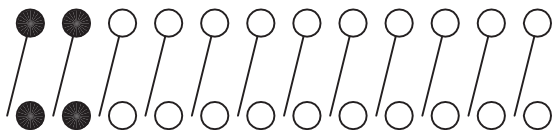


DH



MODEL-POS. NO.	DIM "A"	DIM "B"
DH-02	4.12(.162)	1.27(.05)
DH-04	6.66(.262)	3.81(.150)
DH-06	9.20(.362)	6.35(.250)
DH-08	11.74(.462)	8.89(.350)
DH-10	14.28(.562)	11.43(.450)

SCHEMATIC



HOW TO ORDER

