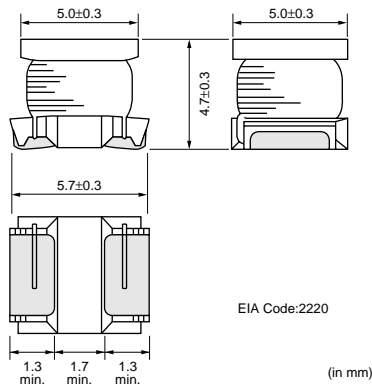


Chip Coils for Choke Large Current Type

LQH55D Series (2220 Size)

■ Dimensions



■ Packaging

Code	Packaging	Minimum Quantity
L	180mm Embossed Tape	350
K	330mm Embossed Tape	1500

■ Rated Value (□: packaging code)

Part Number	Inductance	Test Frequency	Rated Current	DC resistance	Self Resonance Frequency (min.)
LQH55DNR12M03□	0.12μH±20%	1MHz	6000mA	0.007ohm±40%	450MHz
LQH55DNR27M03□	0.27μH±20%	1MHz	5300mA	0.010ohm±40%	300MHz
LQH55DNR47M03□	0.47μH±20%	1MHz	4800mA	0.013ohm±40%	200MHz
LQH55DN1R0M03□	1.0μH±20%	1MHz	4000mA	0.019ohm±40%	150MHz
LQH55DN1R5M03□	1.5μH±20%	1MHz	3700mA	0.022ohm±40%	110MHz
LQH55DN2R2M03□	2.2μH±20%	1MHz	3200mA	0.029ohm±40%	80MHz
LQH55DN3R3M03□	3.3μH±20%	1MHz	2900mA	0.036ohm±40%	40MHz
LQH55DN4R7M03□	4.7μH±20%	1MHz	2700mA	0.041ohm±40%	30MHz
LQH55DN6R8M03□	6.8μH±20%	1MHz	2000mA	0.074ohm±40%	25MHz
LQH55DN100M03□	10μH±20%	1MHz	1700mA	0.093ohm±40%	20MHz
LQH55DN150M03□	15μH±20%	1MHz	1400mA	0.15ohm±40%	17MHz
LQH55DN220M03□	22μH±20%	1MHz	1200mA	0.19ohm±40%	15MHz
LQH55DN330M03□	33μH±20%	1MHz	900mA	0.32ohm±40%	12MHz
LQH55DN470M03□	47μH±20%	1MHz	800mA	0.40ohm±40%	10MHz
LQH55DN680M03□	68μH±20%	1MHz	640mA	0.67ohm±40%	7.6MHz
LQH55DN101M03□	100μH±20%	100kHz	560mA	0.86ohm±40%	6.5MHz
LQH55DN151M03□	150μH±20%	100kHz	420mA	1.9ohm±40%	5.0MHz
LQH55DN221M03□	220μH±20%	100kHz	320mA	2.4ohm±40%	4.0MHz
LQH55DN331M03□	330μH±20%	100kHz	270mA	4.4ohm±40%	3.1MHz
LQH55DN471M03□	470μH±20%	100kHz	240mA	5.4ohm±40%	2.4MHz
LQH55DN681M03□	680μH±20%	100kHz	190mA	8.1ohm±40%	1.9MHz
LQH55DN102M03□	1000μH±20%	10kHz	150mA	10.3ohm±40%	1.7MHz
LQH55DN222M03□	2200μH±20%	10kHz	100mA	21.5ohm±40%	1.2MHz


Operating Temperature Range: -25°C to +80°C
Only for reflow soldering.

Continued on the following page.

● This data sheet is applied for CHIP COIL used for General Electronics equipment for your design.

⚠ Note:

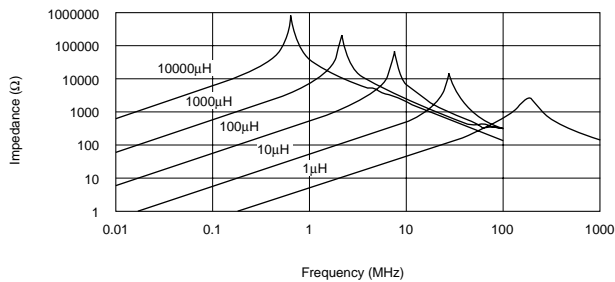
- This datasheet is downloaded from the website of Murata Manufacturing co., Ltd. Therefore, it's specifications are subject to change or our products in it may be discontinued without advance notice. Please check with our sales representatives or product engineers before ordering.
- This datasheet has only typical specifications because there is no space for detailed specifications. Therefore, please approve our product specifications or transact the approval sheet for product specifications before ordering.

 Continued from the preceding page.

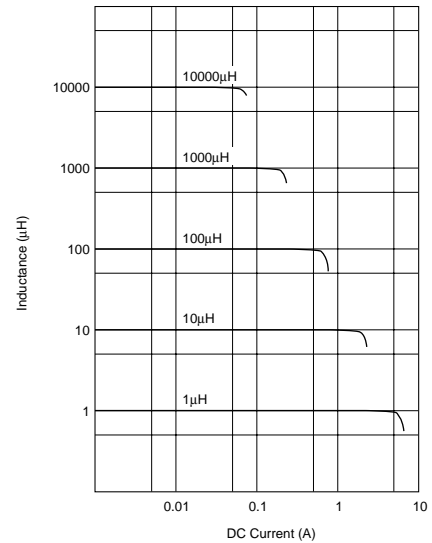
Part Number	Inductance	Test Frequency	Rated Current	DC resistance	Self Resonance Frequency (min.)
LQH55DN472M03□	4700 μ H \pm 20%	10kHz	70mA	43.6ohm \pm 40%	0.8MHz
LQH55DN103M03□	10000 μ H \pm 20%	10kHz	50mA	100ohm \pm 40%	0.5MHz

Operating Temperature Range: -25°C to +80°C
Only for reflow soldering.

■ Impedance-Frequency Characteristics (Typ.)



■ Inductance-Current Characteristics (Typ.)



■ ⚠ Caution/Notice

⚠ Caution (Rating)

Do not use products beyond the rated current as this may create excessive heat.

Notice

Solderability of Tin plating termination chip might be deteriorated when low temperature soldering profile where peak solder temperature is below the Tin melting point is used. Please confirm the solderability of Tin plating termination chip before use.

● This data sheet is applied for CHIP COIL used for General Electronics equipment for your design.

⚠ Note:

- This datasheet is downloaded from the website of Murata Manufacturing co., Ltd. Therefore, it's specifications are subject to change or our products in it may be discontinued without advance notice. Please check with our sales representatives or product engineers before ordering.
- This datasheet has only typical specifications because there is no space for detailed specifications. Therefore, please approve our product specifications or transact the approval sheet for product specifications before ordering.